



MIX

NEUTRA/ NEUTRAL SERVICE



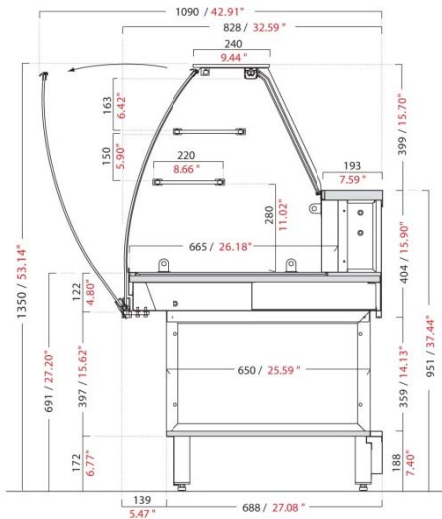
CARATTERISTICHE TECNICHE

- struttura inferiore in tubolare di acciaio verniciata con polveri epossidiche a 180°C
- piano espositivo in acciaio inox AISI 304 finitura Scotch-Brite
- vetro frontale temperato apribile con sistema ribaltabile a lato cliente
- fianchi in vetro trasparente
- due mensole in dotazione nelle versioni VAC e VAD, una sola mensola nelle versioni VBD
- chiusura posteriore con scorrevoli in plexiglas dotati di maniglia in policarbonato trasparente
- plafoniera di illuminazione a LED

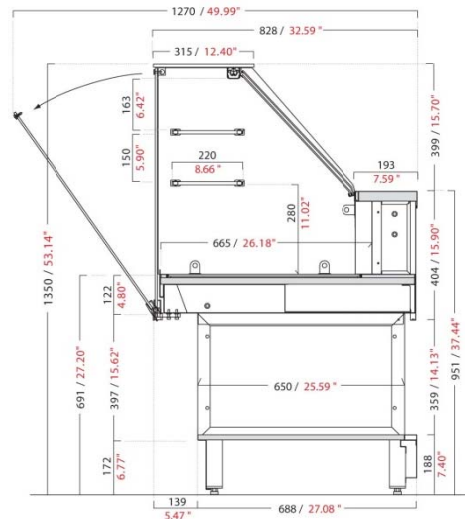
TECHNICAL SPECIFICATIONS

- tubular steel frame, painted with epoxy powders at 180°C with stiffening elements and adjustable feet
- display surface in Scotch-Brite AISI 304 stainless steel
- the temperate front glass can be opened with folding system on customer side
- lateral sides in transparent glass
- two shelves provided in the high glass versions (VAC and VAD) and one shelf in the low glass versions (VBD)
- Plexiglas sliding doors on the operator's side equipped with a transparent polycarbonate built-in handle
- lighting is produced by LED

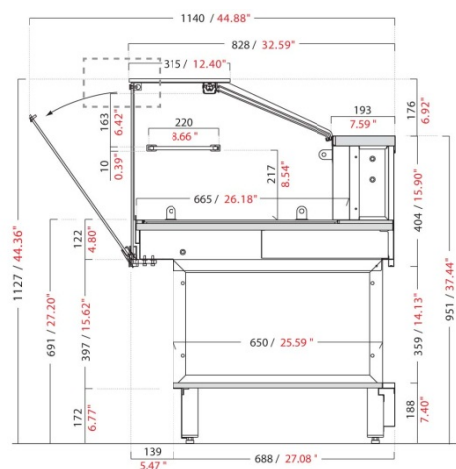
SEZIONI MIX NEUTRA NEUTRAL MIX SECTION VIEWS



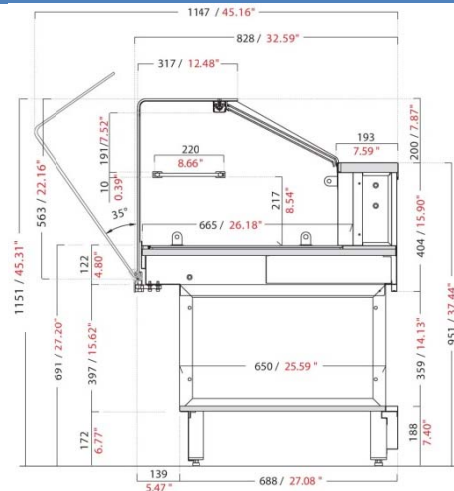
VAC = vetro alto curvo
VAC = curved high glass



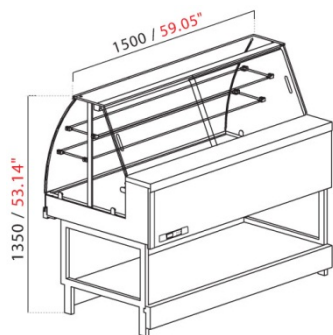
VAD = vetro alto diritto
VAD = straight high glass



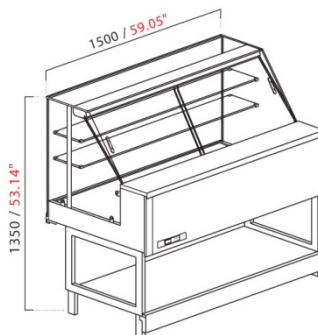
VBD H 1127 = vetro basso diritto
VBD H 1127 = straight low glass



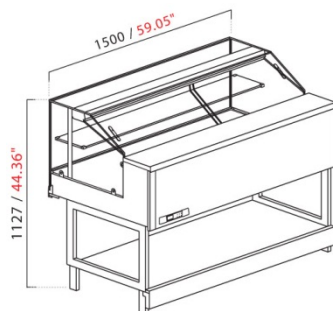
VBD H 1151 = vetro basso diritto
VBD H 1151 = straight low glass



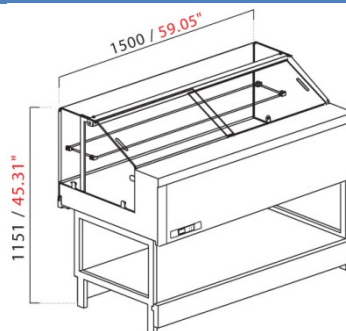
VAC = vetro alto curvo
VAC = curved high glass



VAD = vetro alto diritto
VAD = straight high glass



VBD H 1127 = vetro basso diritto
VBD H 1127 = straight low glass



VBD H 1151 = vetro basso diritto
VBD H 1151 = straight low glass

DIMENSIONI, PESO E IMBALLO DIMENSIONS, WEIGHT AND PACKAGING

MODELLO MODEL	LUNGHEZZA LENGTH		PROFONDITÀ DEPTH		PESO WEIGHT		DIMENSIONE IMBALLO PACKAGING DIMENSIONS		PESO con imballo CRATED WEIGHT	
	mm	in	mm	in	kg	lb	mm	in	kg	lb
L 1000	1060	41.73"	828	32.59"	130	287	1124x911xH1367	44.3"x35.9"xH53.8"	167	368
L 1250	1310	51.57"	828	32.59"	150	331	1624x911xH1367	63.9"x35.9"xH53.8"	201	443
L 1500	1560	61.42"	828	32.59"	170	375	1624x911xH1367	63.9"x35.9"xH53.8"	221	487

DATI TECNICI TECHNICAL SPECIFICATIONS

CE	TENSIONE E FREQUENZA VOLTAGE AND FREQUENCY	
	MONOFASE - V/Ph/Hz 230/1/50	

MODELLO MODEL	POTENZA ASSORBITA CURRENT CONSUMPTION	
	W	A
L 1000	20	0.09
L 1250	25	0.11
L 1500	30	0.13