



LP

WAREWASHERS

DIHR
we mean clean



The technology of the LP line will lead you in an easy and intuitive way, through the functions of your pot washer, directly from the control panel. The TFT color display (LP1S8 / LP2S / LP3S / LP4S8 Plus) eases the visualization of the working temperatures and the set wash cycles, both easily modifiable. With the new motorized valve implemented on the LP2S, LP3S and LP4S8 Plus, together with the possibility of scheduling the start of the cycle, we greatly facilitated the use and maintenance of these models.

The two-level self-diagnosis system, also present on the LP1 S8 Plus, allows you to any anomaly very accurately. Besides, the optimized Optimal Rinse rinsing system, the additional Energy Saving function, the high-level performance and high quality of our materials, the competitiveness and versatility of our LP range reach levels that are hard to find on the market.



FEATURES LP1 S4 - LP1 S5 PLUS

- Four wash cycles (customizable for LP1 S4)
- Soft Start wash pump (LP1 S4)
- New intuitive electronic control panel (LP1 S4)
- High capacity in small dimensions
- Versatility of use
- Double skin
- Deep-formed tank
- Triple pump filter (LP1 S4)
- Trays (600x400 mm with 90° angle) and EURONORM crates 600x400x400H (with specific griddle 575010)
- Automatic self-cleaning cycle
- PLUS system for a constant rinse (LP1 S5 PLUS)
- Built-in water softener available with automatic regeneration cycle (LP1 S4)
- CONNECTIVITY remote control compliant with the HACCP norms (on request for LP1 S4)

FEATURES LP1 400 PLUS

- Easy and intuitive LED electronic control panel
- Modification of the dosage of detergent and rinse-aid directly on the on the control panel
- Remote control panel available on request instead of the standard control panel
- Four customizable programs
- Single skin hood
- Double tank filters, with dirt collection system and pump filter (improved system for a better filtration of the wash water)
- Self-cleaning vertical pump
- Soft Start wash pump
- Easy to access for maintenance
- Anti-drop roof panel
- Easily removable basket support
- Self-cleaning cycle
- The Plus system grants a constant rinse temperature and pressure thanks to the rinse pump
- CONNECTIVITY remote control compliant with the HACCP norms (on request)





FEATURES LP1 800

- LED control panel with four programmable cycles
- Max loading 805 mm
- Double skin door
- Deep-formed tank
- Double tank filter + pump filter
- Standard rinse pump
- Anti-drop roof panel
- Self-cleaning automatic cycle
- Basket 550x665
- Stainless steel wash and rinse arms



NEW ELECTRONIC CONTROL PANEL

- LED electronic control panel
- Intuitive START button with multi-color backlight for quick viewing of machine status
- Display of wash and rinse temperatures, cycle progress, selected cycle, machine status (stand-by, end of cycle, etc.) and main warnings description (door opening, drainage, etc.)
- Language selection not available
- 4 programmable cycles (2 - 4 - 6 - 8 minutes)
- Possibility to install the Connectivity-Cloud option

With the warewashing models LP1S8HR / LP2SHR / LP3SHR / LP4S8HR Plus, DIHR offers significant energy savings.

The HR system is a heat exchanger: the moist warm water vapour is directly drawn out of the machine when the door is closed, and used for pre-heating the cold water inlet up to around 50 °C. As a result, the energy required to reach the final rinse temperature (approximately 85 °C) is dramatically reduced.

Depending on the model, you can save between 3,5 kWh and 5,5 kWh.

DIHR HR technology improves the room air quality and climate as well.

The heat exchanger reduces the exhaust air temperature by more than half.

The entire humidity volume is cut down by approximately 20% of the equivalent machine without any heat recovery unit. This permanently improves the operators' comfort.



FEATURES LP1 S8 PLUS - LP2 S PLUS - LP3 S PLUS - LP4 S8 PLUS

- Electronic with energy saving system
- Double skin
- Standard rinse pump
- Self cleaning vertical pump
- Deep-formed chair tank
- Stainless steel independent wash/rinse arms
- Double tank filter with dirt collection system
- Thermostat to grant the rinse temperature according to HACCP regulations
- Multichromatic START key
- Automatic self-cleaning cycle
- Four wash cycles customizable
- The wash pump activate one after the other to reduce the electric peak (LP2 S / LP3 S / LP4 S8 PLUS)
- Double skin door that can be used as a countertop
- Innovative drain valve system (LP2 S / LP3 S / LP4 S8 PLUS) for automatized drain
- 5" TFT touch display
- Optional heat recovery (HR)
- CONNECTIVITY remote control compliant with the HACCP norms (on request)

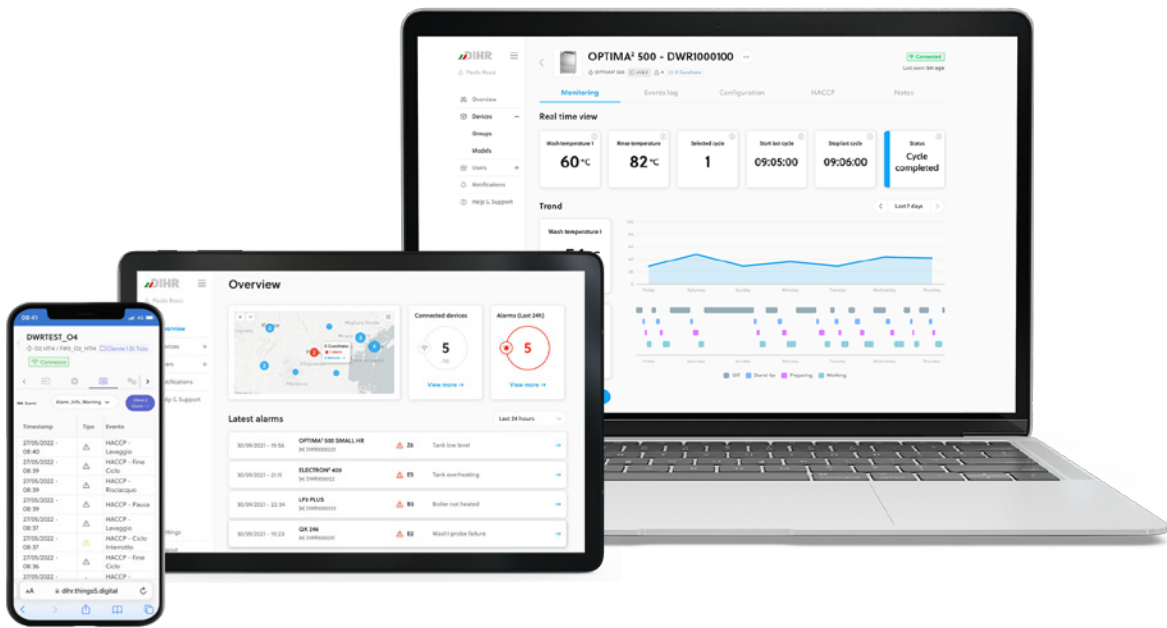
CONNECTIVITY 4.0

WHEREVER YOU ARE...

THE SITUATION JUST A CLICK AWAY

You will be constantly connected to the machine to monitor the work phases, any alarms and remotely configure the parameters according to your needs.

Compliant with HACCP regulations.



View all the working parameters and historical events, working hours and any problems at any time.



In case of problems, the machine promptly sends an email to you and to the technician who can intervene remotely to solve the problem or equip himself for on-site intervention.



The program allows you to remove an Excel file with all Haccp data at any time.



Our Connectivity system is a revolutionary device limiting and facilitating the eventual intervention of a technician who can anticipate the necessary parts to be replaced, saving time and money.


 STEAM
RECOVERY

 ENERGY
SAVINGS


SUSTAINABILITY

HR:

HEAT RECOVERY SYSTEM

With the DIHR warewashing models LP1S8HR / LP2SHR / LP3SHR / LP4S8HR Plus, up to 50% of energy costs can be saved!

The HR system is a heat exchanger: the moist warm water vapour is drawn directly out of the machine when the door is closed, and used for pre-heating the cold water supplied up to around 50°C. As a result, the energy required to reach the final rinse temperature (approx. 85°C) is dramatically reduced.

Depending on the model you can save between 3,5kWh and 5,5kWh.

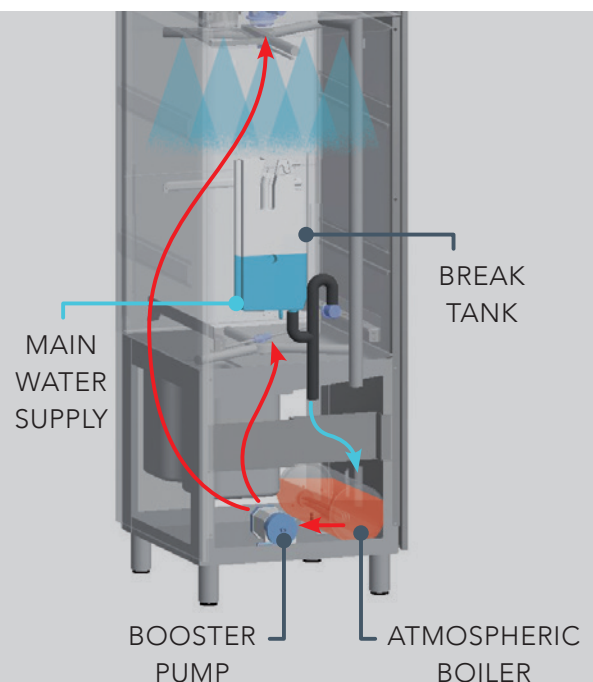
DIHR HR technology improves the room's air quality and climate as well. The heat exchanger reduces the exhaust air temperature by more than an half.

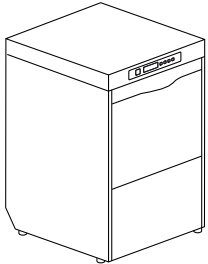





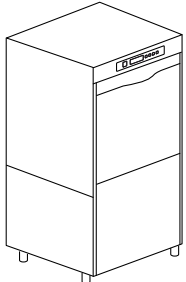




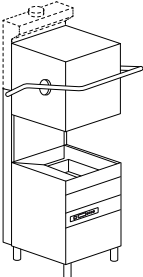



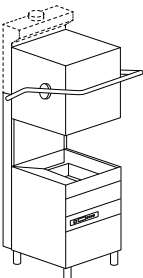



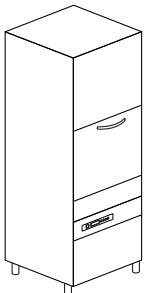


The entire humidity volume is cut down by approx.-20% of the equivalent machine without a heat recovery unit. This permanently improves the operators' comfort.

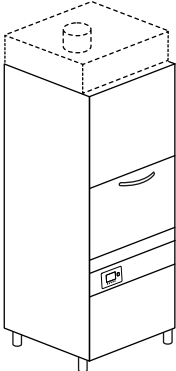


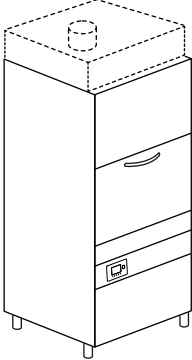


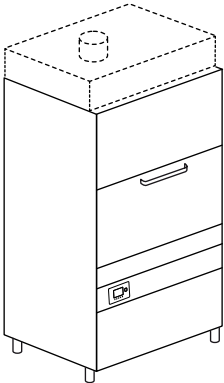


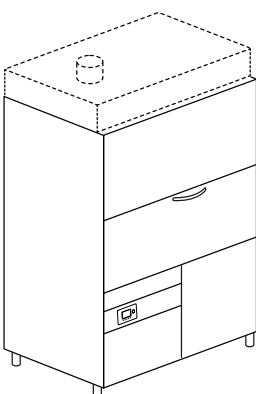




PLUS SYSTEM

The rinse cycle is stabilized at 85°C temperature and flows at a constant pressure, thanks to the atmospheric boiler which avoids to add fresh water from the mains, when rinsing. Moreover the PLUS System grants a better control and a correct dosage of rinse-aid at every cycle.



Model		Voltage	Capacity	Dimensions	Code
LP1 S4	4 PROGRAMS				
	<p>RACK EQUIPMENT</p> <ul style="list-style-type: none"> 1 X 575005 1 X C44 1 X C86/A 1 X 575010 	<p>Multivoltage:</p> <p>Standard 400 V 3N 50 Hz 6,7 kW</p> <p>or 230 V 3 50 Hz 6,7 kW</p> <p>or 230 V 50 Hz 6,7 kW</p>	<p> 400 H</p> <p> Ø 400</p> <p> 500x500</p>	<p>600x680x850 H 68 kg</p> <p> 600x400x25 H</p> <p> 600x400x400 H</p>	<p>LP1 S4</p> <p>LP1 S4 DA</p> <p>surface filters</p>
LP1 S5 PLUS	4 PROGRAMS				
	<p>RACK EQUIPMENT</p> <ul style="list-style-type: none"> 1 X 575005 1 X 575010 1 X C132 1 X C86/A 	<p>400 V 3N ~ 50 Hz 10,2 kW</p>	<p> 440 H</p> <p> 500x500</p> <p> 500x610</p>	<p>600x700x1380 H 100 kg</p> <p> 600x400x25 H</p>	<p>LP1 S5 PLUS</p>
LP1 400 PLUS	4 PROGRAMS				
	<p>RACK EQUIPMENT</p> <ul style="list-style-type: none"> 1 X 11600054 1 X C44 1 X C86/A 	<p>400 V 3N ~ 50 Hz 10,49 kW</p>	<p> Ø 410</p> <p> 500x600</p>	<p>720x735x1445/1915 H 104 kg</p> <p> 600x400x25 H (HT tables)</p>	<p>LP1 400 PLUS</p> <p>LP1 400 PLUS DA</p> <p>LP1 400 PLUS HR</p> <p>LP1 400 PLUS HR DA</p>
LP1 400 PLUS LIFT	4 PROGRAMS				
	<p>RACK EQUIPMENT</p> <ul style="list-style-type: none"> 1 X 11600054 1 X C44 1 X C86/A 	<p>400 V 3N ~ 50 Hz 10,49 kW</p>	<p> Ø 410</p> <p> 500x600</p>	<p>720x735x1445/1915 H 104 kg</p> <p> 600x400x25 H (HT tables)</p>	<p>LP1 400 PLUS LIFT</p> <p>LP1 400 PLUS LIFT DA</p> <p>LP1 400 PLUS HR LIFT</p> <p>LP1 400 PLUS HR LIFT DA</p>
LP1 800	4 PROGRAMS				
	<p>RACK EQUIPMENT</p> <ul style="list-style-type: none"> 1 X C86/A 1 X C87/B 1 X C97/A 1 X C100 	<p>400 V 3N ~ 50 Hz 8,2 kW</p>	<p> 805 H</p> <p> 550x665</p>	<p>650x750x1690/2070 H 110 kg</p>	<p>LP1 800</p>

Model		Voltage	Capacity	Dimensions	Code
LP1 S8 PLUS	4 PROGRAMS - HR: HEAT RECOVERY				
	<p>RACK EQUIPMENT</p> <ul style="list-style-type: none"> 1 X C86/A 1 X C87/B 1 X C97/A 1 X C100 	400 V 3N ~ 50 Hz 8,2 kW	 805 H  550x665	690x800x1890/2275 H 155 kg 690x800x2165/2275 H 165 kg	LP1 S8 PLUS LP1 S8 HR PLUS
LP2 S PLUS	4 PROGRAMS - HR: HEAT RECOVERY				
	<p>RACK EQUIPMENT</p> <ul style="list-style-type: none"> 1 X 91100 1 X C86/A 1 X C97/A 	400 V 3N ~ 50 Hz 12,5 kW	 645 H  700x700	840x885x1790/2050 H 199 kg 840x885x2140 H 215 kg	LP2 S PLUS LP2 S HR PLUS
LP3 S PLUS	4 PROGRAMS - HR: HEAT RECOVERY				
	<p>RACK EQUIPMENT</p> <ul style="list-style-type: none"> 1 X 92100 1 X C86/A 1 X C97/A 	400 V 3N ~ 50 Hz 13,4 kW	 645 H  850x725	990x885x1790/2050 H 221 kg 990x885x2140 H 237 kg	LP3 S PLUS LP3 S HR PLUS
LP4 S8 PLUS	4 PROGRAMS - HR: HEAT RECOVERY				
	<p>RACK EQUIPMENT</p> <ul style="list-style-type: none"> 1 X 93600 1 X C86/A 1 X C97/A 	400 V 3N ~ 50 Hz 14,8 kW 400 V 3N ~ 50 Hz 5,8 kW 25 kg/h	 820 H  1350x725	1490x885x1970/2310 H 320 kg 1490x885x2320 H 343 kg 1490x885x1970/2310 H 320 kg 1490x885x2320 H 343 kg	LP4 S8 PLUS LP4 S8 HR PLUS LP4 S8 V LP4 S8 V HR

OPTIONS

Model	220-240 V 50 Hz		380-415 V 3N 50 Hz		220-240V 3 50 Hz		380-415 V 3 50 Hz		60 Hz	440 V 3 60 Hz	Extra Power	Drain Pump	SA	Automatized drain	Remote control panel
	M	●	M	---	€	---	€	---							
LP1 S4	M	●	M	---	€	---	---	€	---	---	---	€	---	---	---
LP1 S4 DA	M	●	M	---	€	---	---	€	---	---	---	€	---	---	---
LP1 S5 PLUS	€	●	□	---	€	---	---	€	---	---	€	€	---	---	---
LP1 400 PLUS*	---	●	□	€	€	€	€	€	€	€	€	€	---	---	€
LP1 400 PLUS DA	---	●	□	€	€	€	€	€	€	€	€	€	---	---	€
LP1 400 PLUS HR	---	●	□	€	€	€	€	€	€	€	€	€	---	---	€
LP1 400 PLUS HR DA	---	●	□	€	€	€	€	€	€	€	€	€	---	---	€
LP1 400 PLUS LIFT	---	●	□	€	€	€	€	€	€	€	€	€	---	---	€
LP1 400 PLUS LIFT DA	---	●	□	€	€	€	€	€	€	€	€	€	---	---	€
LP1 400 PLUS HR LIFT	---	●	□	€	€	€	€	€	€	€	€	€	---	---	€
LP1 400 PLUS HR LIFT DA	---	●	□	€	€	€	€	€	€	€	€	€	---	---	€
LP1 800*	---	●	□	€	€	---	---	€	€	---	€	€	---	---	---
LP1 S8 PLUS	---	●	□	€	€	---	---	€	€	---	€	€	---	---	---
LP1 S8 HR PLUS	---	●	□	€	€	---	---	€	€	---	€	€	---	---	---
LP2 S PLUS	---	●	□	€	€	---	---	€	€	---	€	€	●	---	---
LP2 S HR PLUS	---	●	□	€	€	---	---	€	€	---	€	€	●	---	---
LP3 S PLUS	---	●	□	€	€	---	---	€	€	---	€	€	●	---	---
LP3 S HR PLUS	---	●	□	€	€	---	---	€	€	---	€	€	●	---	---
LP4 S8 PLUS	---	●	□	€	€	---	---	€	€	---	€	€	●	---	---
LP4 S8 HR PLUS	---	●	□	€	€	---	---	€	€	---	€	€	●	---	---
LP4 S8 V	---	●	□	€	€	---	---	€	€	---	€	€	●	---	---
LP4 S8 V HR	---	●	□	€	€	---	---	€	€	---	€	€	●	---	---

- Standard
- Upon request
- Not available
- M** Multivoltage
- DA** Built-in automatic water softener
- V** Steam heated
- *** All models are equipped with double skin, except LP1 400 Plus and LP1 800
- PLUS** Rinse with constant temperature and stabilized consumption
- LIFT** Automatic hood lift at the end of the cycle

Water supply 55 °C

EAC label upon request

Option compatibility to be confirmed by the manufacturer after verification

HACCP Software and cabled included

220-240 V 50 HZ For LP1 S5 Plus max boiler heating element 6000 W

Model	DDE Deter- gent Dispen- ser	DB Rinse-Aid Dispenser	DBE Peristaltic Rinse-Aid Disp.	HACCP HACCP Supervisor	CONNECTIVITY CONNECTIVITY (HACCP)	BT Break Tank	WRAS Wras	DVGW DVGW	PAP Booster Pump	PI S/S Pumps	FLOAT Probes Lack Det / rinse aid
LP1 S4	€	●	€	----	€	€	€	€	€	----	€
LP1 S4 DA	€	●	€	----	€	----	€	€	€	----	€
LP1 S5 PLUS	€	----	●	€	----	●	€	€	●	----	€
LP1 400 PLUS*	€	----	●	----	€	●	€	€	●	----	€
LP1 400 PLUS DA	€	----	●	----	€	----	----	----	●	----	€
LP1 400 PLUS HR	€	----	●	----	€	●	----	----	●	----	€
LP1 400 PLUS HR DA	€	----	●	----	€	----	----	----	●	----	€
LP1 400 PLUS LIFT	€	----	●	----	€	●	€	€	●	----	€
LP1 400 PLUS LIFT DA	€	----	●	----	€	----	----	----	●	----	€
LP1 400 PLUS HR LIFT	€	----	●	----	€	●	----	----	●	----	€
LP1 400 PLUS HR LIFT DA	€	----	●	----	€	----	----	----	●	----	€
LP1 800*	€	●	€	----	€	----	----	----	●	----	€
LP1 S8 PLUS	€	----	●	----	€	●	€	€	●	----	€
LP1 S8 HR PLUS	€	----	●	----	€	●	----	----	●	----	€
LP2 S PLUS	€	----	●	----	€	●	€	€	●	€	€
LP2 S HR PLUS	€	----	●	----	€	●	----	----	●	€	€
LP3 S PLUS	€	----	●	----	€	●	€	€	●	€	€
LP3 S HR PLUS	€	----	●	----	€	●	----	----	●	€	€
LP4 S8 PLUS	€	----	●	----	€	●	€	€	●	----	€
LP4 S8 HR PLUS	€	----	●	----	€	●	----	----	●	----	€
LP4 S8 V	€	----	●	----	€	----	----	----	●	----	€
LP4 S8 V HR	€	----	●	----	€	----	----	----	●	----	€

PS Not available with 380-415 V 3 50 Hz and 440 V 3 60 Hz

PI Available with 50 Hz frequency only

XP In case of cold water supply for rinse (8-55 °C) and without any heat recovery , the extra power option is mandatory. +3000 W with standard voltage only, for other voltages please contact us. In case of cold water supply for rinse (8-15 °C), we recommend the heat recovery option

WRAS - DVGW Booster pump included. LP1 S4 S machine depth + 20 mm

DVGW Components prescribed by DVGW on request (check option compatibility with the manufacturer)

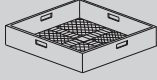
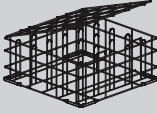
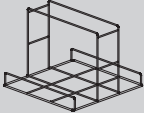

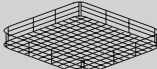
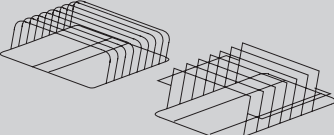
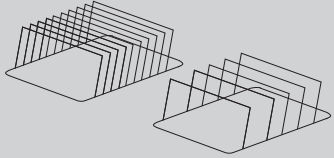
CONNECTIVITY Includes HACCP option. 10-year plan

HR Heat recovery (in case of cold water supply 8-15 °C)

The ENERGY RECOVERY SYSTEM uses the heat produced by the machine to preheat the infeed of cold rinse water supply 8-15 °C

Optimal air temperature in the dishwashing area thanks to the reduction of the steam and the humidity produced by the machine

HR available in case of osmotic water supply if the electrical conductivity is higher than 200 microsiemens

	Description	Capacity	Dimensions	Code
	LARGE MESH BASKET	For glasses	500x500x105 H	C 44
	GLASS BASKET WITH GLASS SUPPORT AND ANTI-TIPPING LID	LP1 S4 LP1 S5 PLUS	500x500x235 H	C 135
	GRIDDLES Basket holder 2 pcs	LP1 S4 LP1 S5 PLUS	500x500x380 H	575005/P
	GRIDDLES	LP1 S4 LP1 S5 PLUS	500x500	575010
		LP1 800 LP1 S8 PLUS	550x550	C 100
	STAINLESS STEEL BASKETS	LP1 S5 PLUS	500x610x75 H	C 132
		LP1 800 - LP1 S8 PLUS	550x665x75 H	C 87/B
		LP2 S	700x700x130 H	91100
		LP3 S	850x725x130 H	92100
		LP4 S8	1350x725x130 H	93600
	TRAY SUPPORTS 6 pcs max. depth 25 mm	LP1 S4 LP1 S5 PLUS	500x500x160 H	575005
		LP1 400 PLUS	500x605x160 H	11600054
	TRAY SUPPORTS 8 pcs max. depth 25 mm	LP1 800 LP1 S8 PLUS LP2 S PLUS LP3 S PLUS LP4 S8 PLUS	300x465x210 H	C 97/A
	TRAY SUPPORTS 4 pcs - GN 1/1 max. depth 65 mm			C 97/B

	Description	Capacity	Dimensions	Code	
	SPATULA BASKET		150x150x250 H	C 86/A	
			220x220x420 H	C 85/A	
	WATER SOFTENER	12 l	Ø 200x500 H	D 1	
	AUTOMATIC WATER SOFTENER	12 l (max 800 l)	315x510x685 H	D 2	
	STAINLESS STEEL STAND	LP1 S4	592x535x500 H	999900517	



DIHR ALI GROUP SRL

Via del Lavoro, 28

I - 31033 Castelfranco Veneto (TV)

T: +39 0423 7344

F: +39 0423 720442

E: dihr@dihr.com

Service:

T. +39 0423 734548

F: +39 0423 734519

E: service@dihr.com

www.dihr.com

Edition 09.2023

an Ali Group Company



The Spirit of Excellence